

## hsa-mir-902a-5p RT-PCR Primer Set

Catalog #	Source	Reactivity	Applications
CPK3252	Synthetic	H	RT-PCR, Real-time RT-PCR
<b>Description</b>	Stem-loop RT primer and PCR primer set to detect mature miRNA hsa-mir-902a-5p expression.		
<b>Form</b>	Lyophilized powder		
<b>PCR Method</b>	2-Step qRT-PCR		
<b>Detection Range</b>	Seven orders of magnitude		
<b>Sensitivity</b>	10 copies of a standard mimics and as little as 25 pg of total RNA		
<b>Sample Types</b>	miRNA, Total RNA		
<b>Platform</b>	ABI 7500 System/ViiA™ 7 System/StepOne™/StepOnePlus™/7900HT System; BioRad IQ5.0/CFX Connect; Stratagen MX3000p/4000p; Roche LightCycler 480		
<b>Directions for Use</b>	RT primer (1 nmol): Add 100 ul RNase-free H <sub>2</sub> O to 10 uM RT primer dilution. PCR primer set (2 nmol): Add 200 ul RNase-free H <sub>2</sub> O to 10 uM primer set dilution.		
<b>Application</b>	The miRNAs RT-PCR primer set contains a stem-loop RT primer and a pair of specific PCR primer set. Combined with the custom's RT and PCR reagent, it provides a sensitive and specific method of real-time PCR for quantificating of miRNAs from total RNA samples. It is Ideal for validating microRNA expression profiling data and high-throughput applications. Trait lies in even highly homogized miRNAs can be accurately dicriminated ensured by stemloop RT primer and high specific miRNAs primer set.		
<b>Storage/Stability</b>	-20 °C for 2 years		

**Application key:** E- ELISA, WB- Western blot, IH- Immunohistochemistry, IF- Immunofluorescence, FC- Flow cytometry, IC- Immunocytochemistry, IP- Immunoprecipitation, ChIP- Chromatin Immunoprecipitation, EMSA- Electrophoretic Mobility Shift Assay, BL- Blocking, SE- Sandwich ELISA, CBE- Cell-based ELISA, RNAi- RNA interference

**Species reactivity key:** H- Human, M- Mouse, R- Rat, B- Bovine, C- Chicken, D- Dog, G- Goat, Mk- Monkey, P- Pig, Rb- Rabbit, S- Sheep, Z- Zebrafish

### COHESION BIOSCIENCES LIMITED

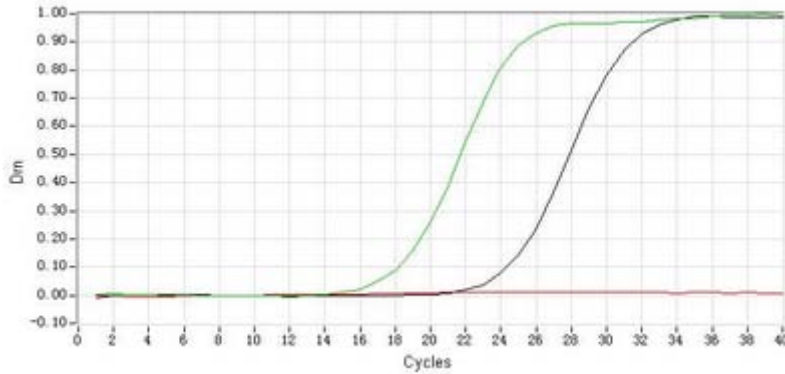
**WEB**  
[www.cohesionbio.com](http://www.cohesionbio.com)

**ORDER**  
[order@cohesionbio.com](mailto:order@cohesionbio.com)

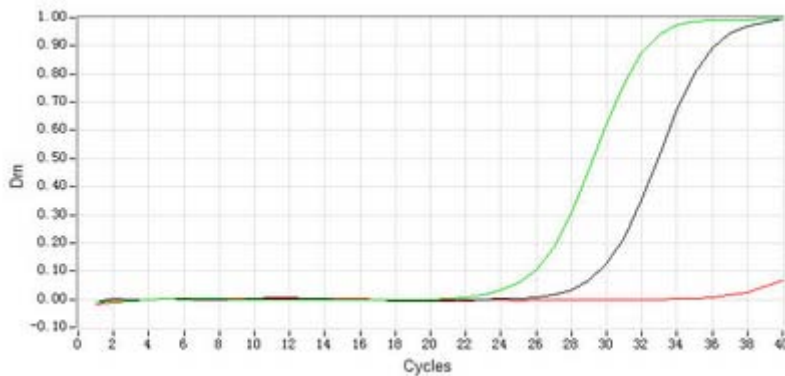
**SUPPORT**  
[techsupport@cohesionbio.com](mailto:techsupport@cohesionbio.com)

**CUSTOM**  
[custom@cohesionbio.com](mailto:custom@cohesionbio.com)

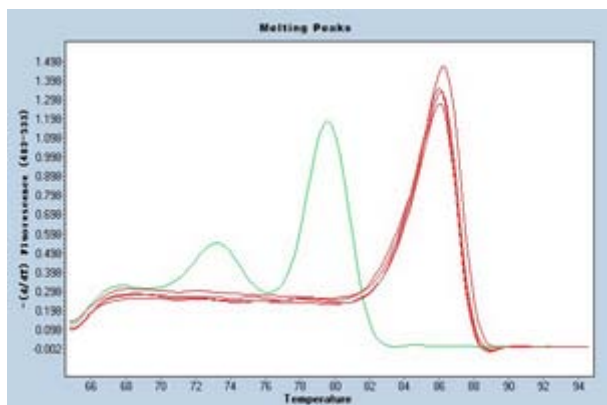
## Validated Data



Synthesized standard  
amplification curve  
(10nM/100pM)



Amplification curve in total  
RNA from cells



Dissociation curve (Note: the  
minor peak on the left is the  
negative control)

**Application key:** E- ELISA, WB- Western blot, IH- Immunohistochemistry, IF- Immunofluorescence, FC- Flow cytometry, IC- Immunocytochemistry, IP- Immunoprecipitation, CHIP- Chromatin Immunoprecipitation, EMSA- Electrophoretic Mobility Shift Assay, BL- Blocking, SE- Sandwich ELISA, CBE- Cell-based ELISA, RNAi- RNA interference

**Species reactivity key:** H- Human, M- Mouse, R- Rat, B- Bovine, C- Chicken, D- Dog, G- Goat, Mk- Monkey, P- Pig, Rb- Rabbit, S- Sheep, Z- Zebrafish

**COHESION BIOSCIENCES LIMITED**

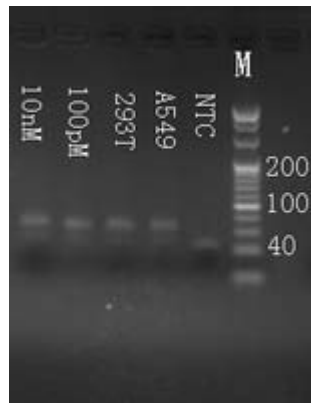
**WEB**  
[www.cohesionbio.com](http://www.cohesionbio.com)

**ORDER**  
[order@cohesionbio.com](mailto:order@cohesionbio.com)

**SUPPORT**  
[techsupport@cohesionbio.com](mailto:techsupport@cohesionbio.com)

**CUSTOM**  
[custom@cohesionbio.com](mailto:custom@cohesionbio.com)

# Product Data Sheet



Electrophoresis Image (20bp marker)

**Application key:** E- ELISA, WB- Western blot, IH- Immunohistochemistry, IF- Immunofluorescence, FC- Flow cytometry, IC- Immunocytochemistry, IP- Immunoprecipitation, CHIP- Chromatin Immunoprecipitation, EMSA- Electrophoretic Mobility Shift Assay, BL- Blocking, SE- Sandwich ELISA, CBE- Cell-based ELISA, RNAi- RNA interference

**Species reactivity key:** H- Human, M- Mouse, R- Rat, B- Bovine, C- Chicken, D- Dog, G- Goat, Mk- Monkey, P- Pig, Rb- Rabbit, S- Sheep, Z- Zebrafish

## COHESION BIOSCIENCES LIMITED

**WEB**

[www.cohesionbio.com](http://www.cohesionbio.com)

**ORDER**

[order@cohesionbio.com](mailto:order@cohesionbio.com)

**SUPPORT**

[techsupport@cohesionbio.com](mailto:techsupport@cohesionbio.com)

**CUSTOM**

[custom@cohesionbio.com](mailto:custom@cohesionbio.com)